
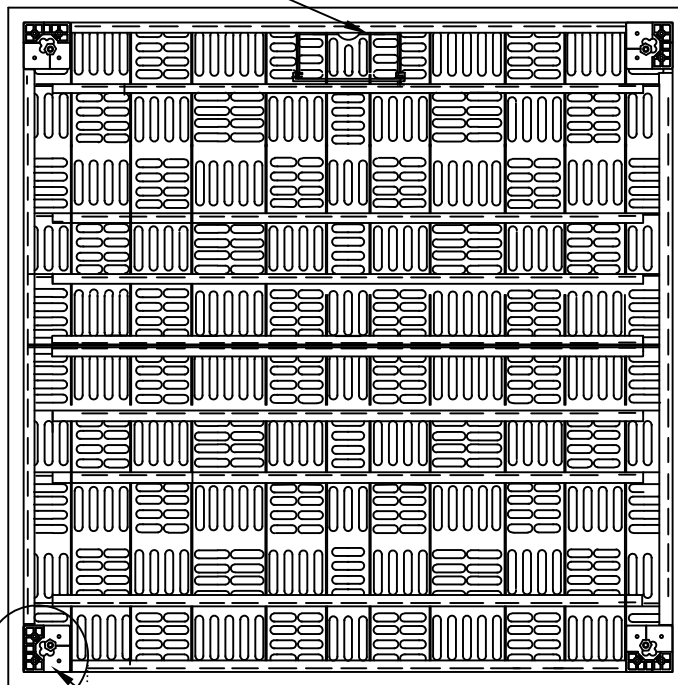


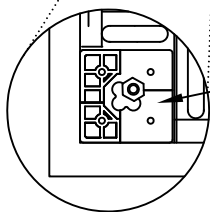
Integrated Lift Handle



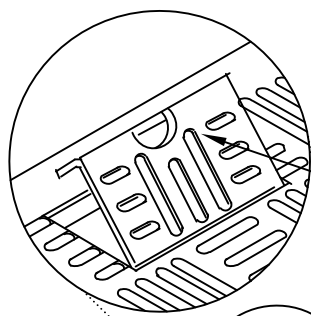
Top View



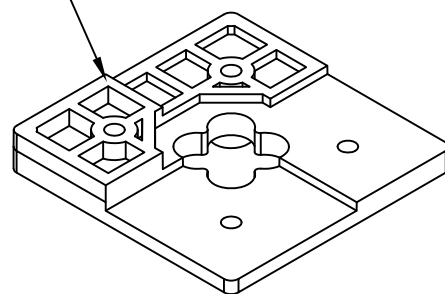
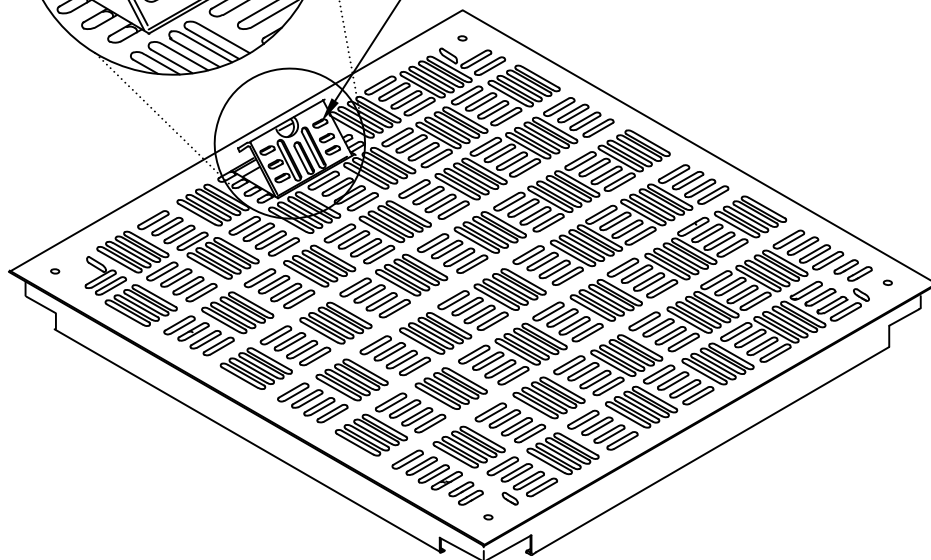
Bottom View



Adjustable Quick Corner Levelers (optional)




Integrated Lift Handle



Quick Corner Leveler Detail (optional)

* Infinity® Air-Stream 1,500 lb. slotted grate with available open area of 55% with "Glacier White" powder coat finish

Concentrated Load	1,500 lbs	Ultimate Load	5,000 lbs
Rolling Load	1,000 lbs		



COMPUTER FLOORS, INC.

19 RICHMOND STREET
CLIFTON, NEW JERSEY 07011
(973) 340-3666 (888) 564-4998

www.computerfloors.us

TITLE:

**INFINITY® AIR-STREAM
1,500 LB. POWDER COATED
STEEL GRATE**

SCALE: NONE